

PowerPlusGolf – Golf Link Web Services Tool

Summary

PowerPlusGolf includes a tool where you can check Visitors, Members and New Members details directly from Golf Link.

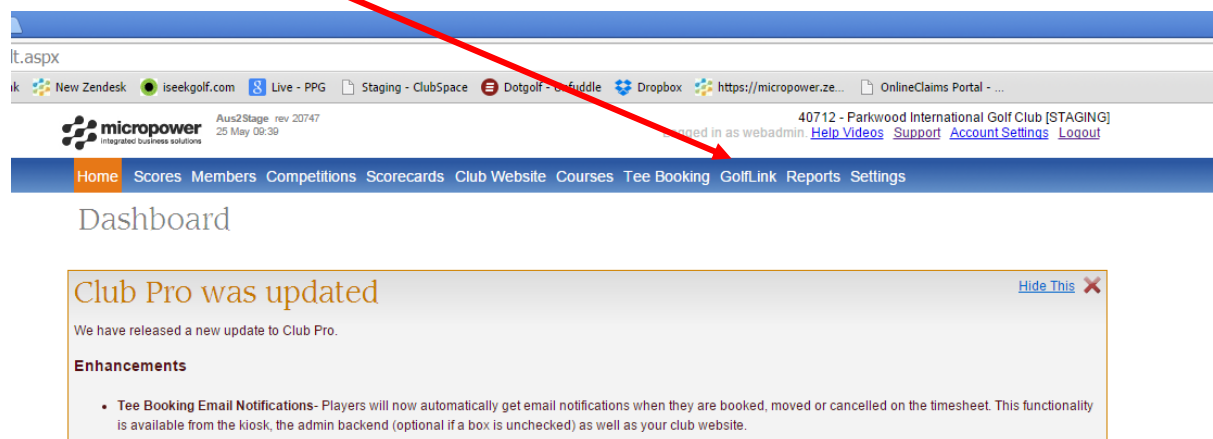
It is recommended that when setting up a new Member in PG7 and PPG that users utilize this tool to ensure that the Member is entered with the correct details.

It is vital that you enter the names exactly as is displayed on the screen.

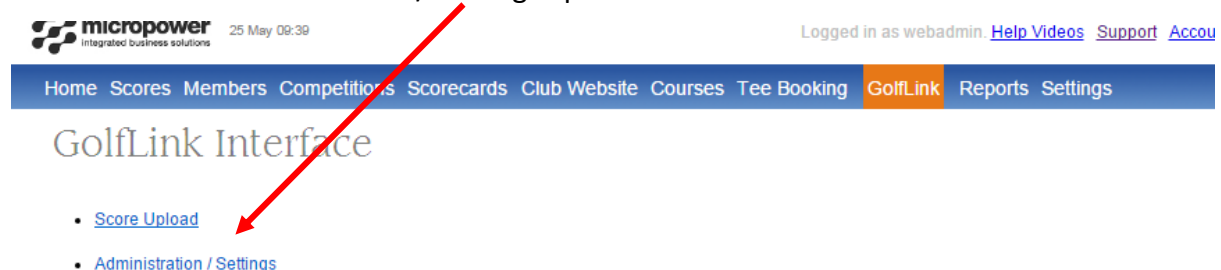
This tool will also help identify errors being returned by PPG as the user can check to see if a Golf Link number is valid, invalid or if a player is set as inactive at Golf Link.

Steps Required

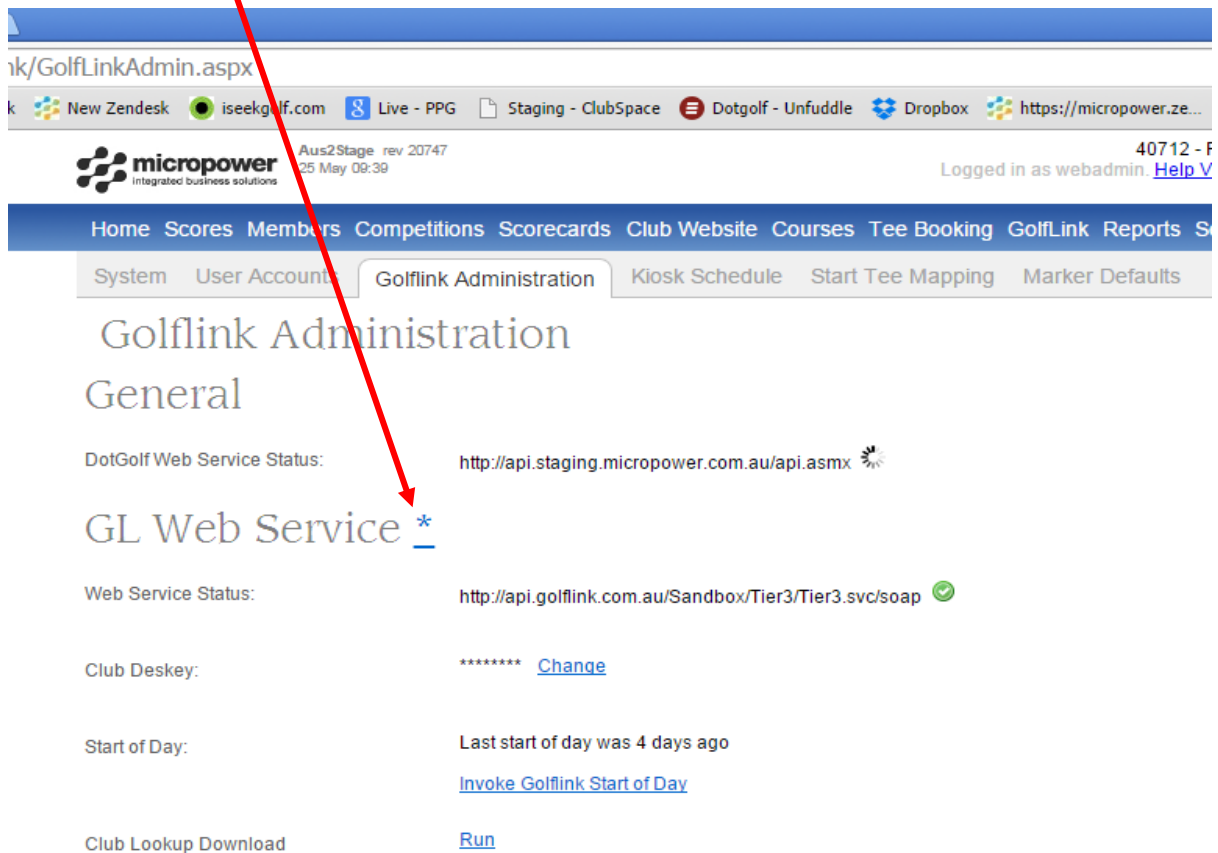
1. Log into PowerPlusGolf
2. Click on the Golf Link tab



3. Click on Administration / Settings option



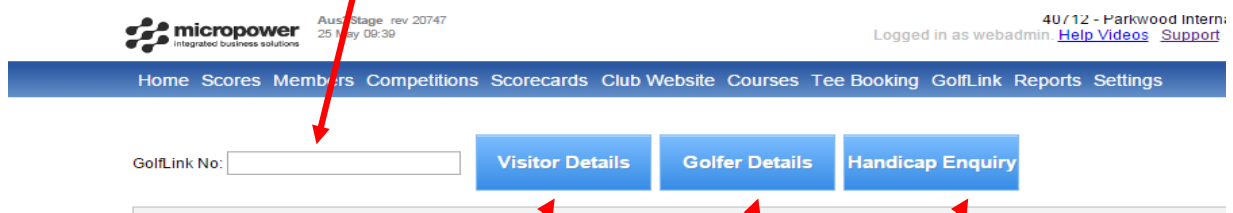
4. Select the * next to GL Web Services



The screenshot shows the 'Golflink Administration' page. Under the 'General' section, there are several status items:

- DotGolf Web Service Status: <http://api.staging.micropower.com.au/api.asmx> ✖
- GL Web Service *
- Web Service Status: <http://api.golflink.com.au/Sandbox/Tier3/Tier3.svc/soap> ✔
- Club Deskey: ***** [Change](#)
- Start of Day: Last start of day was 4 days ago
[Invoke Golflink Start of Day](#)
- Club Lookup Download: [Run](#)

5. Enter the Golf Link number for the player you are looking up and select one of the three options shown, in most instances Visitor Details will be sufficient



The screenshot shows the search interface on the 'Golflink Administration' page. It includes a search box labeled 'GolfLink No:' and three buttons: 'Visitor Details', 'Golfer Details', and 'Handicap Enquiry'. Red arrows point from the search box to the buttons.

Visitor Details – This will show the name required and confirm the status of the player’s handicap, this would be the best option to use for checking a player, their status and their details

Golfer Details – This includes the players address, email, etc

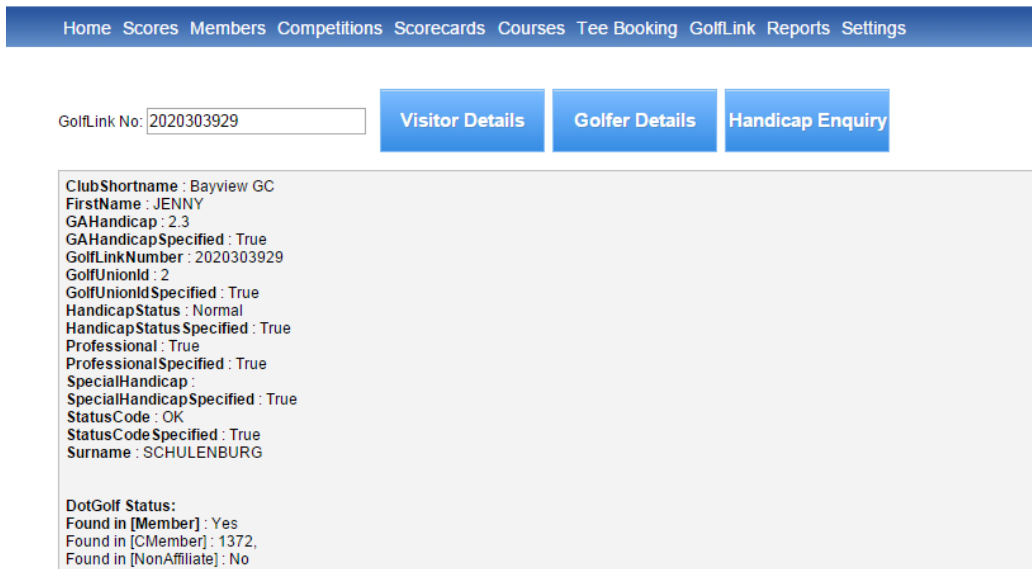
Handicap Enquiry – Handicap information only

6. Below are examples of searches and explanations of what steps to take in each case.

Example 1

This example shows a player who is live in Golf Link and as long as all the fields are filled out correctly such as the first name, surname, handicap status and Golf Link number.

Golf Link are not case sensitive so the names do not have to be in upper or lower case.



Home Scores Members Competitions Scorecards Courses Tee Booking GolfLink Reports Settings

GolfLink No: Visitor Details Golfer Details Handicap Enquiry

```

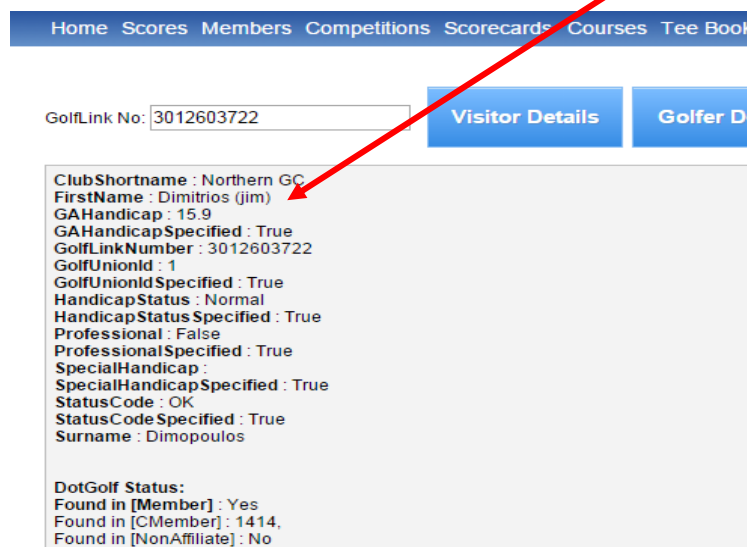
ClubShortname : Bayview GC
FirstName : JENNY
GAHandicap : 2.3
GAHandicapSpecified : True
GolfLinkNumber : 2020303929
GolfUnionId : 2
GolfUnionIdSpecified : True
HandicapStatus : Normal
HandicapStatusSpecified : True
Professional : True
ProfessionalSpecified : True
SpecialHandicap :
SpecialHandicapSpecified : True
StatusCode : OK
StatusCodeSpecified : True
Surname : SCHULENBURG

DotGolf Status:
Found in [Member] : Yes
Found in [CMember] : 1372,
Found in [NonAffiliate] : No
    
```

Example 2

In this example the player's first name is displayed as Dimitrios (Jim), this will return an error from Golf Link as they do not like the spaces and the ().

To resolve this you would call Golf Link and ask them to remove the (Jim) from their records before you try uploading again.



Home Scores Members Competitions Scorecards Courses Tee Book

GolfLink No: Visitor Details Golfer D

```

ClubShortname : Northern GC
FirstName : Dimitrios (jim)
GAHandicap : 15.9
GAHandicapSpecified : True
GolfLinkNumber : 3012603722
GolfUnionId : 1
GolfUnionIdSpecified : True
HandicapStatus : Normal
HandicapStatusSpecified : True
Professional : False
ProfessionalSpecified : True
SpecialHandicap :
SpecialHandicapSpecified : True
StatusCode : OK
StatusCodeSpecified : True
Surname : Dimopoulos

DotGolf Status:
Found in [Member] : Yes
Found in [CMember] : 1414,
Found in [NonAffiliate] : No
    
```

Example 3

This example is if the Golf link number has never been issued and you will need to call the player and confirm the number entered is correct.

Other reasons a number could show like this are that when the GA handicapping was introduced Golf Link cleaned up their database and GL numbers that had not been used in a period were deleted.

Home Scores Members Competitions Scorecards Courses

GolfLink No: [Visitor Details](#)

```

INV_GOLF_LINK_NO:Invalid GolfLink numberClubShortname : Northern
FirstName :
GAHandicap :
GAHandicapSpecified : True
GolfLinkNumber : 3012603787
GolfUnionId : 1
GolfUnionIdSpecified : True
HandicapStatus : Unallocated
HandicapStatusSpecified : True
Professional : False
ProfessionalSpecified : True
SpecialHandicap :
SpecialHandicapSpecified : True
StatusCode : INV_GOLF_LINK_NO
StatusCodeSpecified : True
Surname :

DotGolf Status:
Found in [Member] : No
Found in [CMember] : No
Found in [NonAffiliate] : No
    
```

Example 4

This example shows a member who's Golf Link record has been marked as inactive. Contact Golf Link and ask them to activate so you can transfer the handicap to your Club.

Home Scores Members Competitions Scorecards Courses Tee Booking Golf

GolfLink No: [Visitor Details](#) [Golfer Details](#)

```

INV_MEM_NO:Invalid membership numberClubShortname : Phillip Island GC
FirstName : James
GAHandicap :
GAHandicapSpecified : True
GolfLinkNumber : 3170146556
GolfUnionId : 1
GolfUnionIdSpecified : True
HandicapStatus : Unallocated
HandicapStatusSpecified : True
Professional : False
ProfessionalSpecified : True
SpecialHandicap :
SpecialHandicapSpecified : True
StatusCode : INV_MEM_NO
StatusCodeSpecified : True
Surname : McPherson

DotGolf Status:
Found in [Member] : No
Found in [CMember] : No
Found in [NonAffiliate] : No
    
```