

# PPG Get a Score Card @ Kiosk

This document walks the reader through the steps in using the Get a Score Card feature at the Kiosk. The idea being to ease pressure at the Proshop counter by having players register and generate their own card at a Kiosk, then go to the counter to pay and receive their printed card.

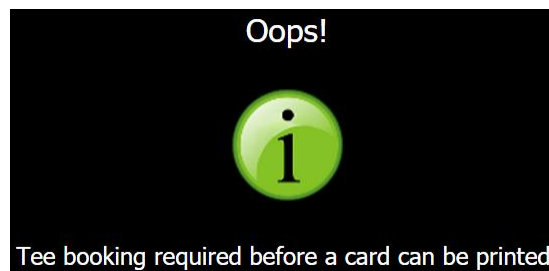
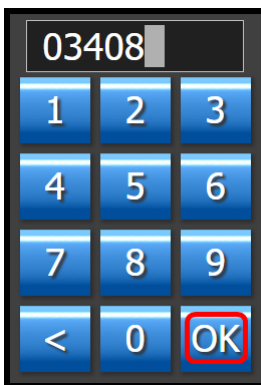


At the kiosk select

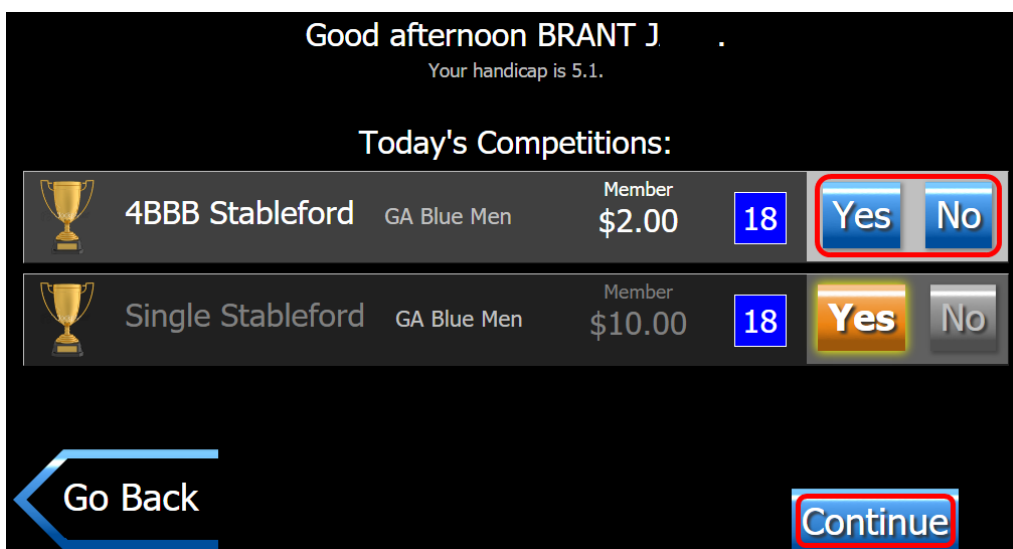
**Enter your 10-digit golflink number.**  
 Golf Club members: last 5 digits only.

Members enter their member number, visitors enter there **GolfLink** number, Select OK.

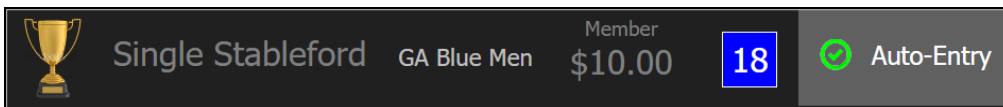
The **Oops!** message will appear if the player does not have a tee booking and this is enforced.



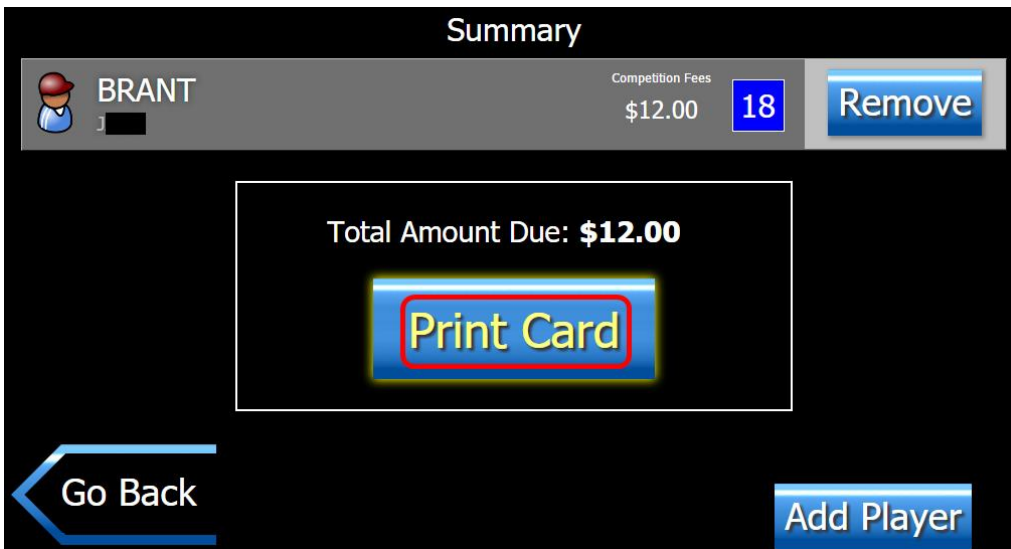
Today's Competitions: are displayed, if Automatic Entry is not set on a competition the player must select **Yes** or **No** before they can select **Continue**



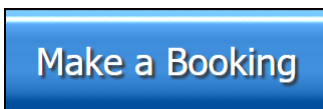
If Automatic entry is set on the competition the player just selects **Continue**



The Summary screen appears, select **Print Card**



*Note: - If tee bookings are allowed when printing a scorecard, the player will be prompted to make a booking before continuing with competition registration and card printing process.*



### Proshop Maintenance

In **Tee Booking** or in **Scorecards** you can then **Mark As Paid** as the players pay their comp fee and receive their card, they will change to a green tick.

